

# Q<sup>2</sup> MOHS

## DIRECTIONS:



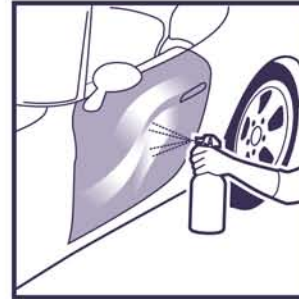
Wash the car with a strong degreasing agent.



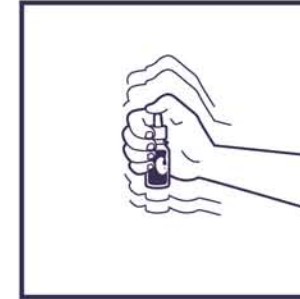
On used cars, claying and use of Q<sup>2</sup>MIRON is recommended.



If a car is scratched, make sure paint correction is performed first by a professional detailing shop.



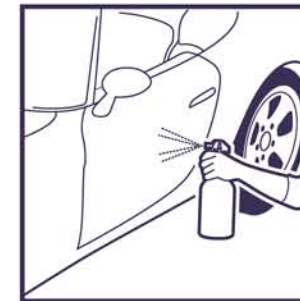
Ensure the surface is oil free and completely dry. Use Q<sup>2</sup>M PREP before applying the coating (isopropyl alcohol does not fully degrease the surface).



Shake the Q<sup>2</sup>MOHS bottle before use.



Apply a thick layer of Q<sup>2</sup>MOHS in a crisscross motion.



Start wiping off before the product completely dries out (test on a half of the panel before full coating). Wipe off carefully, do not allow any streaks to be left.

Please note that the drying time may vary from 5 to 20 minutes depending on the country's climate (ask your reseller).

Apply at least 1 more coat after a minimum of 1 hour. Each additional coat increases thickness and hardness. Apply a maximum of 3 layers of Q<sup>2</sup>MOHS.

Let it dry for 12 hours and wipe it off with Q<sup>2</sup>M CURE.

Alternatively you can top coat it with a layer of hd natural wax to protect the coating against potential water spots while curing completely for 2-3 weeks (in hot, rainy climates).

The coat is fully dry after 24 hours. Only after that time can the car be driven.

Drying process can be shortened if the coating is heated with infrared lamps for 1 hour.

Do not wash the car with any detergents within the first 7 days.

# GYEON<sup>®</sup>

*quartz cloth*

## MANUAL INSTRUCTIONS

### PRECAUTIONS:

- Skin protection recommended.
- Work in a well-ventilated area.
- Store in a dry, cool place.
- Keep out of reach of children.
- Avoid applying in direct sunlight.