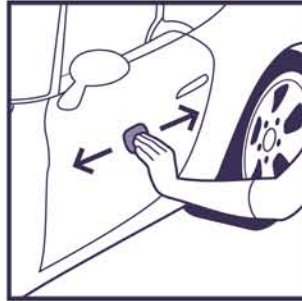


Q² PRIME

DIRECTIONS:



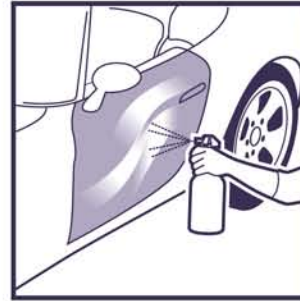
Wash the car with a strong degreasing agent.



On used cars, claying and use of Q²M IRON is recommended.

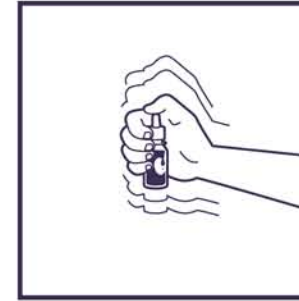


If a car is scratched, make sure paint correction is performed first by a professional detailing shop.



Ensure the surface is oil free and completely dry.

Use Q²M PREP before applying the coating (isopropyl alcohol does not fully degrease the surface).




Shake the Q² PRIME bottle before use.



Apply a thick layer of Q² PRIME in a crisscross motion.

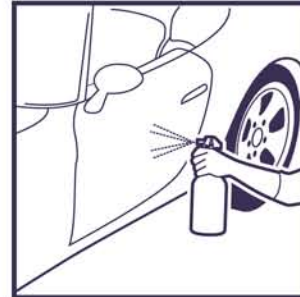


Wipe off after 30 sec – 2 minutes after applying to the whole panel.



Please note that the drying time may vary from 30 sec to 5 minutes depending on the country's climate (ask your reseller).

Work panel by panel, do not allow to fully dry out.



Let it dry for 3 hours and wipe off with Q²M CURE.



The coat is fully dry after 24 hours. Only after that time can the car be driven.

Drying process can be shortened if the coating is heated with infrared lamps for 1 hour.

Do not wash the car with any detergents within the first 7 days.

PRECAUTIONS:

- Skin protection recommended.
- Work in a well-ventilated area.
- Store in a dark, dry and cool place.
- Keep out of reach of children.
- Avoid applying in direct sunlight.

GYEON[®]
quartz cloth

MANUAL INSTRUCTIONS